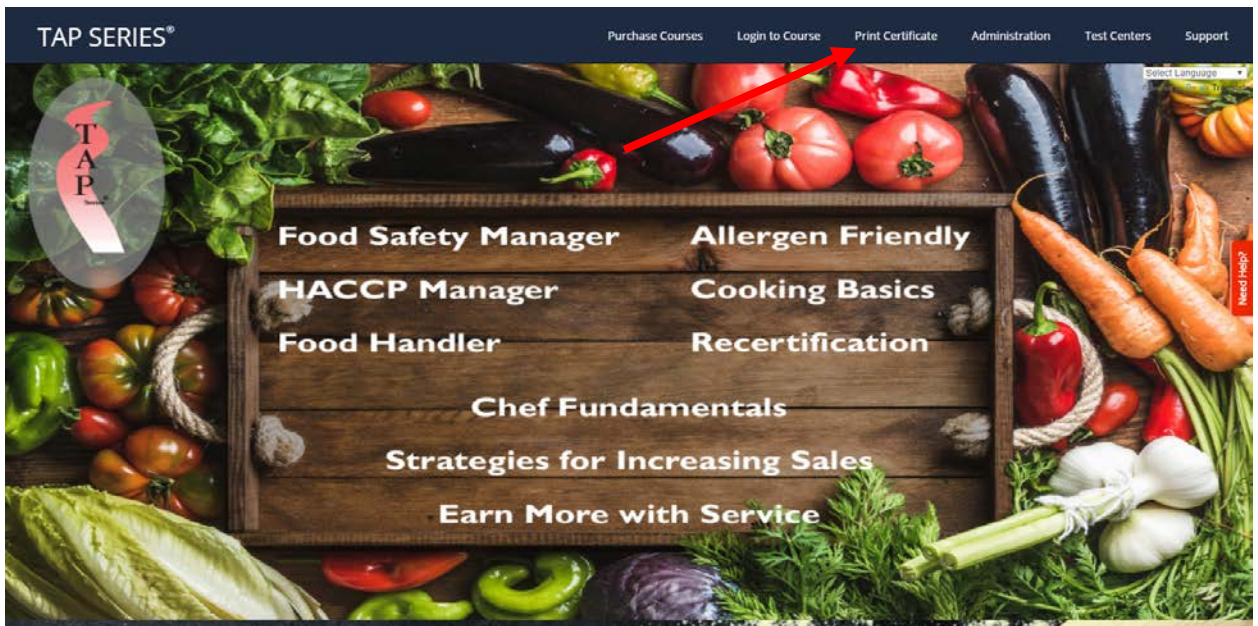


## Anchorage, AK Replacement Card

1. Open up an Internet Browser (Google Chrome, Mozilla Firefox, Microsoft Edge or Safari)
2. Go to the page [www.tapseries.com](http://www.tapseries.com). The page looks as follows.



3. Go to "Print Certificate." Then select which course you purchased.



## Certificate Of Achievement

Please Select A Course

Food Handler

Food Safety Manager

HACCP

Allergen Friendly

Food Safety Recertification

Alcohol Training

Cooking Basics

Earn More with Service

Strategies for Increasing Sales

4. Select Alaska, then choose "Anchorage, AK Food Handler" and press Ok.

The screenshot shows the TAP SERIES interface with a modal dialog box titled "Please select your course". The dialog box contains two radio button options: "Alaska Food Handler" and "Anchorage, AK Food Handler". The "Anchorage, AK Food Handler" option is selected. Below the dialog box is a grid of states. The "Other Countries" button is visible on the left side of the grid.

Other Countries	Alaska	Alabama	Arkansas	Arizona	California
	Colorado	Connecticut	District of Columbia	Delaware	Florida
	Georgia	Hawaii	Iowa	Idaho	Illinois
	Indiana	Kansas	Kentucky	Louisiana	Massachusetts
	Maryland	Maine	Michigan	Minnesota	Missouri
	Mississippi	Montana	North Carolina	North Dakota	Nebraska
	New Hampshire	New Jersey	New Mexico	Nevada	New York
	Ohio	Oklahoma	Oregon	Pennsylvania	Rhode Island
	South Carolina	South Dakota	Tennessee	Texas	Utah

- Then enter your last name and date of birth into the fields shown. Then click submit.

You have selected the course: Municipality of Anchorage Food Handler .

[Go back to map](#)

Please Enter The Student's Information

Last Name ONLY (Apellido Solamente):

Date of Birth (Fecha de Nacimiento):

[Submit & Print](#)

- On the next page, enter your billing information. If you completed the online training over 30 days ago and lost your Anchorage Food Worker Card, you can order a replacement by paying the \$5 fee as required by the Municipality of Anchorage. Click on "Buy Replacement Card" to do so.

---

### Billing Information

[Clear Form](#)

First Name on credit/debit card:

Last Name on credit/debit card:

Last 4 digits of credit/debit card:

Credit/debit card Address line 1:



Credit/debit card Address line 2 (optional):

City:

State:

Zip Code:

7. Then, review and complete the payment information. Then click “Pay Now”

<b>Order Information</b>	* Required Fields
<b>Description:</b> Print Anchorage, AK Food Handler Certificate	Invoice Number: 17
	<b>Total: \$5.00 (USD)</b>
<b>Payment Information</b>	
	
Card Number:	<input type="text"/> * (enter number without spaces or dashes)
Expiration Date:	<input type="text"/> * (mmyy)
Card Code:	<input type="text"/> * <a href="#">What's this?</a>
<b>Billing Information</b>	
Customer ID:	<input type="text"/>
First Name:	<input type="text"/> *
Last Name:	<input type="text"/> *
Company:	<input type="text"/>
Address:	<input type="text"/> *
City:	<input type="text"/> *
State/Province:	<input type="text"/>
Zip/Postal Code:	<input type="text"/> *
Country:	<input type="text"/>
Email:	<input type="text"/>
Phone:	<input type="text"/>
	<input type="button" value="Pay Now"/>

8. Then click “Print Certificate”.

## Congratulations

Click the button below to print your certificate